


Female Style C Press-Fit



Series 8458 – 3 rows (3 x 32)




Contact Design and Termination Length	Number of Contacts	Loading Description	Part Number Performance classes according to DIN 41612	
			II	I
for ≥ 2.4 mm PCB's 0.6 x 0.6 mm Post Profile 5.3 mm (Y) Straight	96	a + b + c fully loaded	20 8458 096 001 025	20 8458 096 001 049
	64	a + c fully loaded	20 8458 096 001 026	20 8458 096 001 050
for ≥ 2.4 mm PCB's 0.6 x 0.6 mm Post Profile 9.3 mm (Y) Straight	96	a + b + c fully loaded	20 8458 096 002 025	20 8458 096 002 049
	64	a + c fully loaded	20 8458 096 002 026	20 8458 096 002 050
for ≥ 2.4 mm PCB's 0.6 x 0.6 mm Post Profile 16.2 mm (Y) Straight	96	a + b + c fully loaded	20 8458 096 003 025	20 8458 096 003 049
	64	a + c fully loaded	20 8458 096 003 026	20 8458 096 003 050
for ≥ 2.4 mm PCB's 0.6 x 0.6 mm Post Profile 23.2 mm (Y) Straight	96	a + b + c fully loaded	20 8458 096 004 025	20 8458 096 004 049
	64	a + c fully loaded	20 8458 096 004 026	20 8458 096 004 050
for ≥ 2.4 mm PCB's 0.6 x 0.6 mm Post Profile 13.2 mm (Y) Straight	96	a + b + c fully loaded	20 8458 096 005 025	20 8458 096 005 049
	64	a + c fully loaded	20 8458 096 005 026	20 8458 096 005 050
for ≥ 2.4 mm PCB's 0.6 x 0.6 mm Post Profile 12.0 mm (Y) Straight	96	a + b + c fully loaded	20 8458 096 009 025	20 8458 096 009 049
	64	a + c fully loaded	20 8458 096 009 026	20 8458 096 009 050
for ≥ 2.4 mm PCB's 0.6 x 0.6 mm Post Profile 20.3 mm (Y) Straight	96	a + b + c fully loaded	20 8458 096 010 025	20 8458 096 010 049
	64	a + c fully loaded	20 8458 096 010 026	20 8458 096 010 050
for ≥ 2.4 mm PCB's 0.6 x 0.6 mm Post Profile 17.0 mm (Y) Straight	96	a + b + c fully loaded	20 8458 096 012 025	20 8458 096 012 049
	64	a + c fully loaded	20 8458 096 012 026	20 8458 096 012 050
for 1.6 mm PCB's 0.6 x 0.6 mm Post Profile 3.0 mm (Y) Straight	96	a + b + c fully loaded	20 8458 096 031 025	20 8458 096 031 049
	64	a + c fully loaded	20 8458 096 031 026	20 8458 096 031 050

NB: Alternative Prefix Variations Available: 21, 22 & 23, please refer to Page 10.

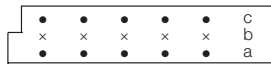
Additional Plating & Loading Variations: Please contact your local AVX sales office or distributor.

Installed using Flat Rock method (see page 66)

LOADING DESCRIPTION



96 contacts, rows a + b + c fully loaded



64 contacts, rows a + c fully loaded

DIMENSIONS

